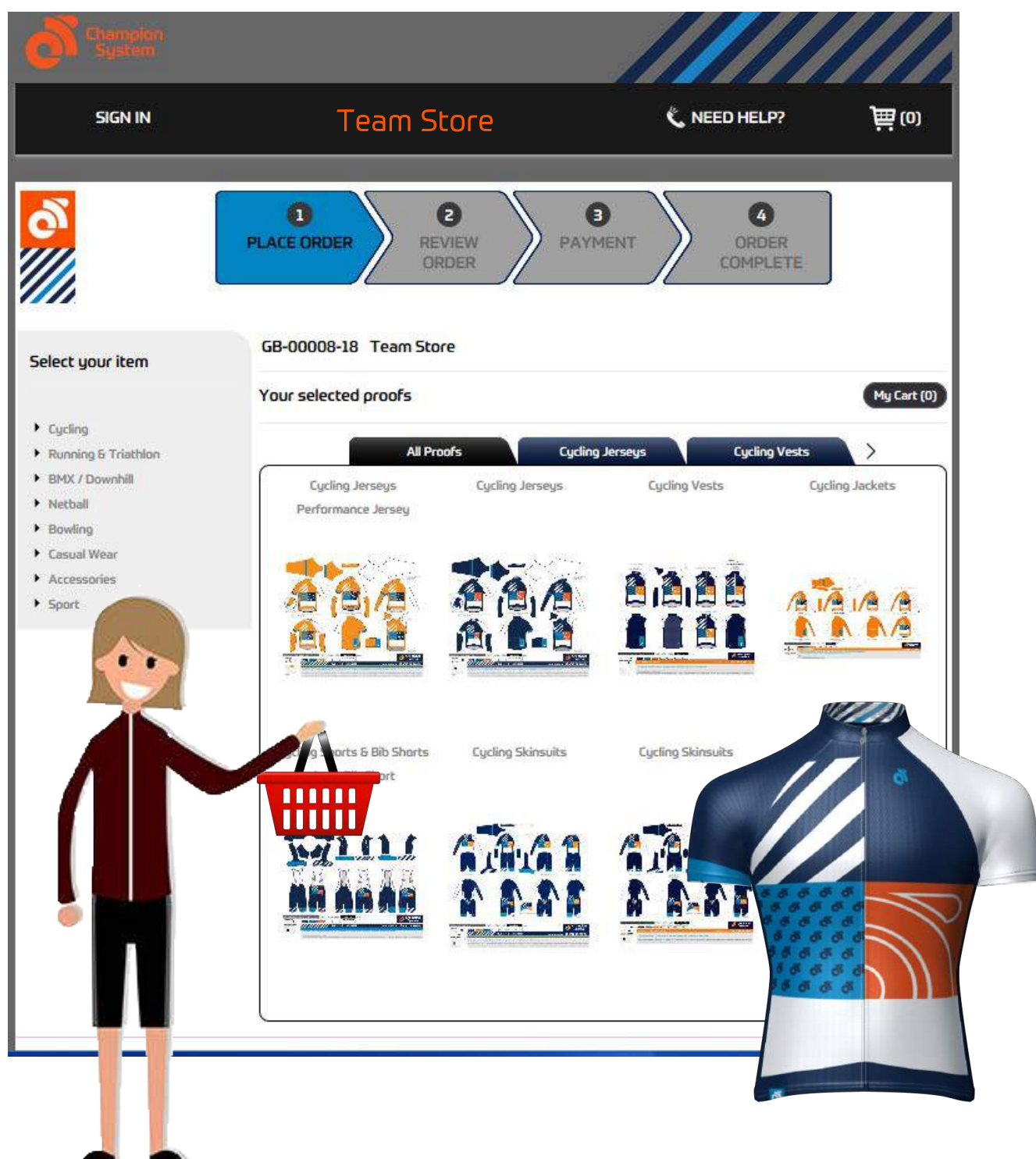




# Champion System

## CSD STORE USER MANUAL

#beyourownbrand



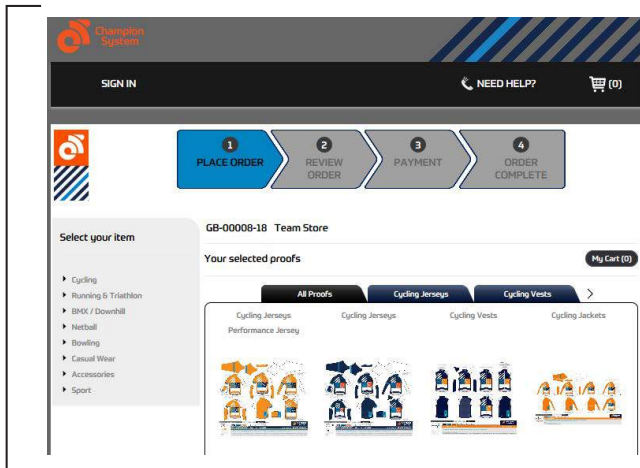
A step-by-step guide to placing and paying for your CSD order

# Accessing your Team Store

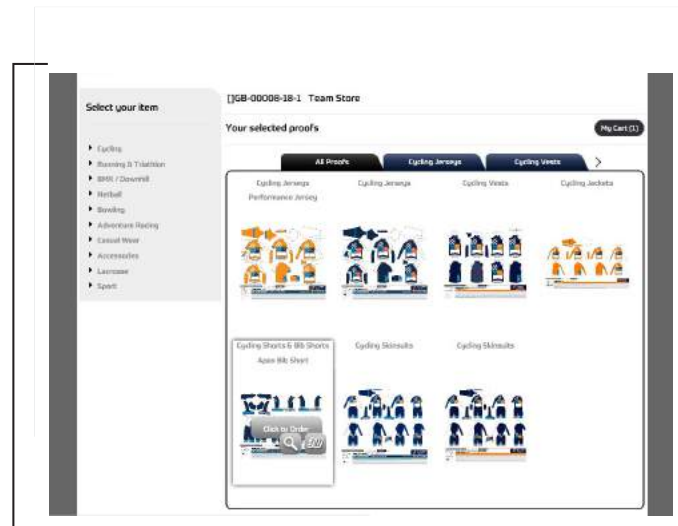
CS DIRECT is a unique team store ordering portal that allows team members to place orders and pay directly giving you complete control over the kit you want to buy.

Your team Kit Manager would have sent you a URL link which will give you access to your team store. Simply copy and paste the URL into your web browser search bar and press enter.

It will look similar to this: <http://eucustom.champ-sys.com/teamstore/?TEAMSTORE>



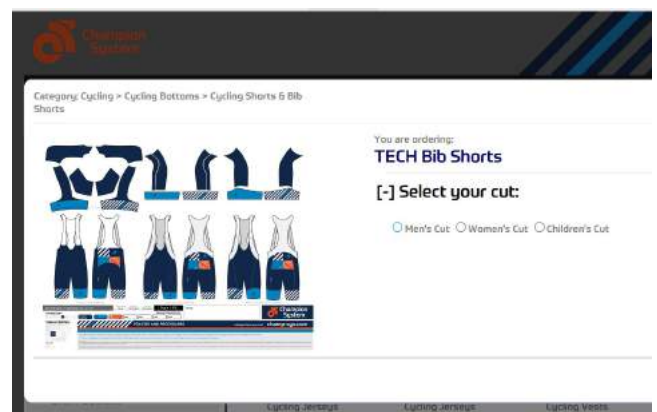
1. On your Team Store home page you will be presented with all the garment design proofs that you can order your kit from. Your Kit Manager has already been busy approving the designs so all you need to worry about is selecting which garments you wish to purchase.



2. Hold the cursor over the proof that you wish to order your garment from and select the **click to order** button. In this case we have selected the bib short proof.



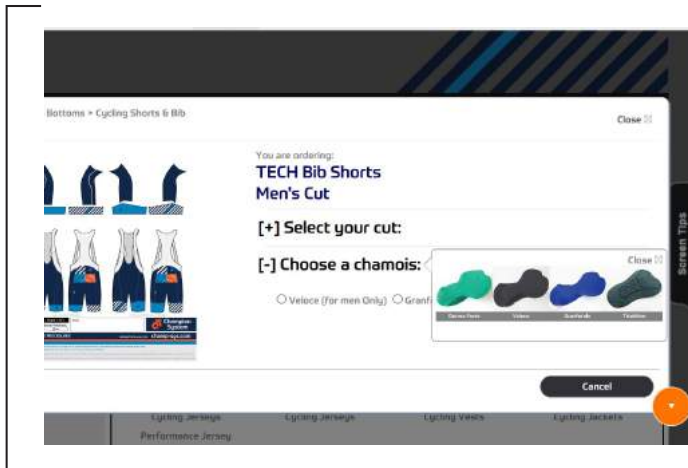
3. You will then be presented with the products available to order against this proof. Hold the cursor over the item you wish to order and select.



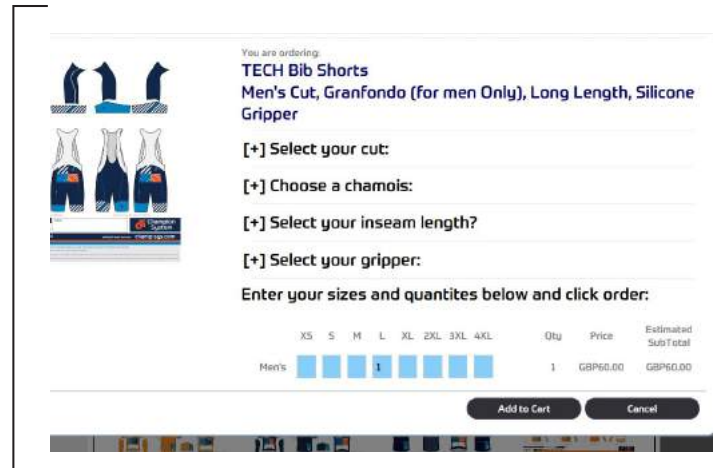
4. You will then see the proof in closer detail and be presented with options on tailoring your garment. Select the option you desire.

continued next page 

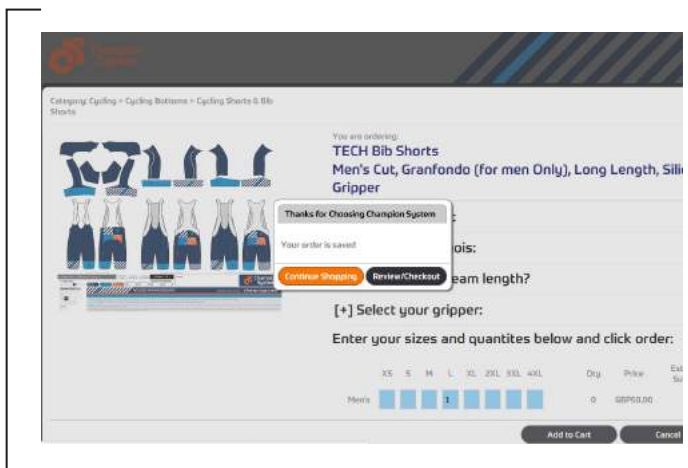
## Choosing your garment



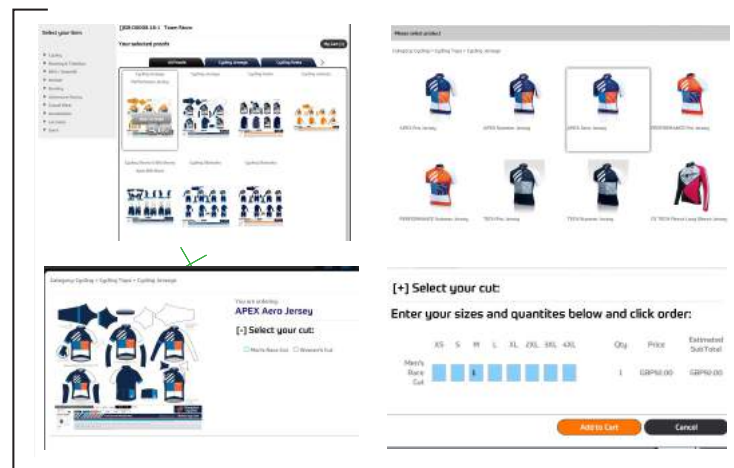
5. Continue with the product tailoring by choosing an option presented.



6. Once the details are refined select the size you want to order by typing in the quantity in the relevant empty box. Then select Add to Cart.



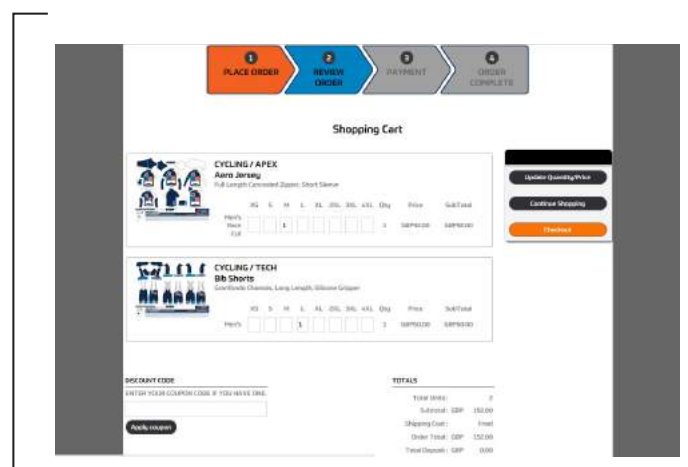
7. You then have the option to review the order and go to Check Out or Continue Shopping to order more garments.



8. Continue Shopping will lead you back to the Team Store home page where you will need to repeat the process on a different garment proof.



9. Once you have finished adding products select Review/Checkout.



10. You will then see an overview of your order with the subtotal. If you are happy to confirm the order select Checkout to proceed to payment.

[continued next page](#)

## Making payment

11. At this point you are required to **sign up** (or sign in if you're returning) with your personal details.

12. Your order will be consolidated into one package for you and delivered with the rest of the teams orders to your **Kit Manager**. Therefore the delivery address is automated and nothing needs to be entered by you here. **Click Next**.

13. Your **Billing Address** correlates to the address your card is registered to that you intend to pay with on the next page. Please input the correct details.

14. Finally, input your card details and select **Process Payment** to finalise and confirm the transaction.

15. Kick back and relax...your order will be delivered in just **4 weeks!**



If you require further guidance or help please contact our friendly office staff :  
email : [infouk@champ-sys.com](mailto:infouk@champ-sys.com) or Phone **0208 915 1070**.



[www.champsys.uk](http://www.champsys.uk)

 /championsystemuk  champsysuk

Proud sponsors of



Airport House  
Purley Way  
Croydon  
CR0 0XZ  
0208 915 1070  
[infouk@champ-sys.com](mailto:infouk@champ-sys.com)